

Funding for Nature and Landscape in the Netherlands: proportions and perspectives

Aris Gaaff

8 November 2007

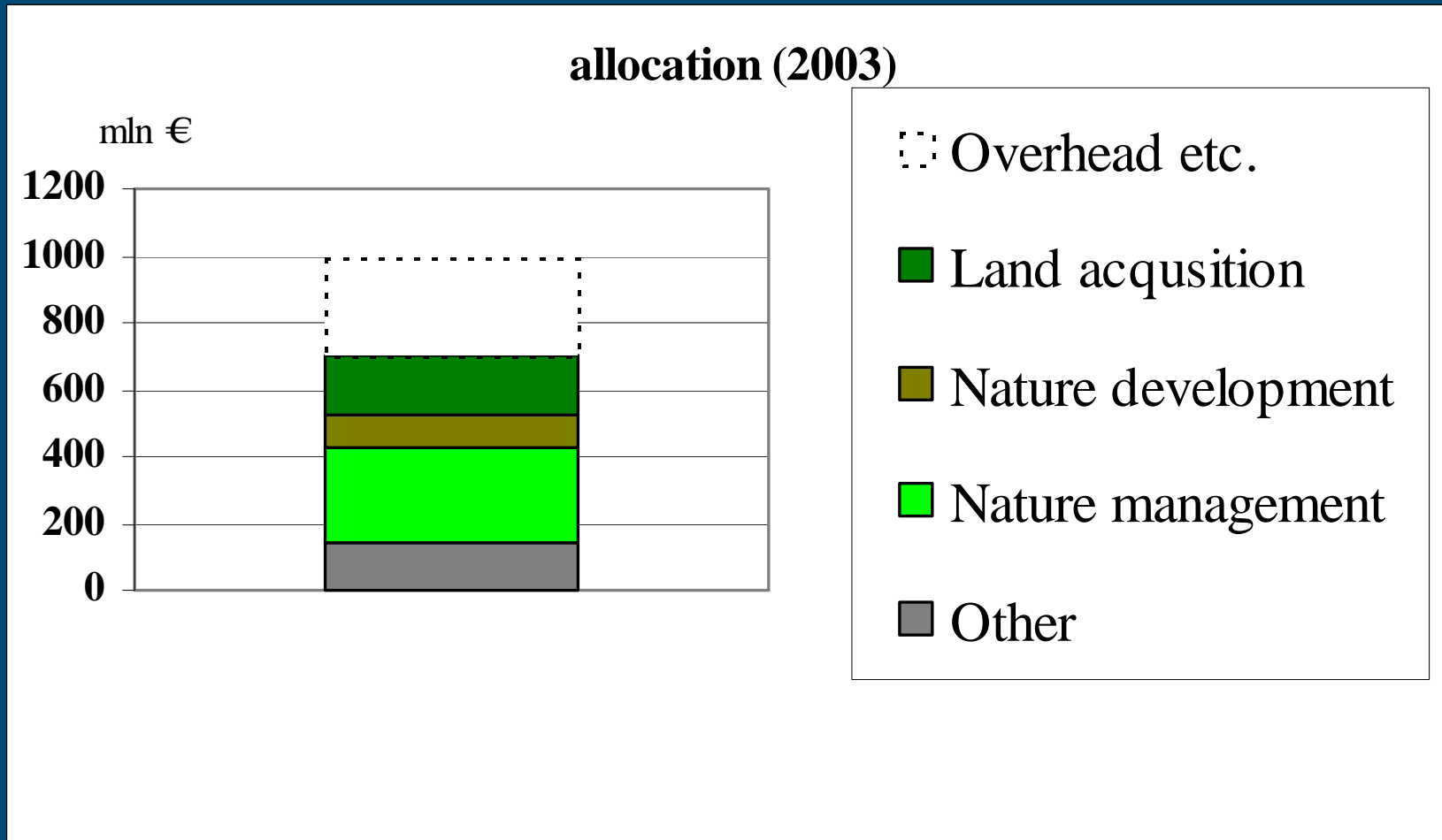
SELS symposium



Total expenditure on Nature + Landscape

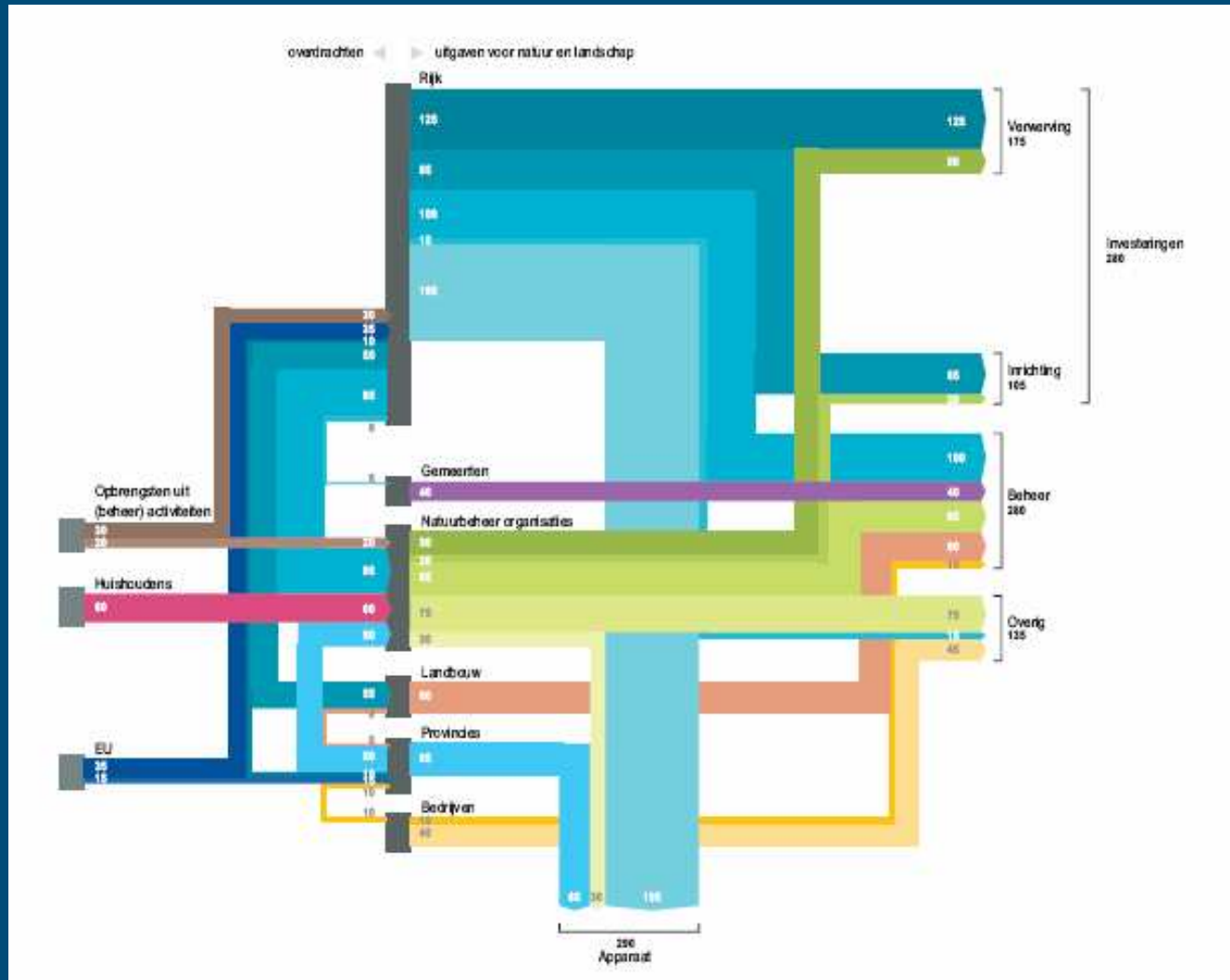
- 1 100 million Euro (2005)
 - 77 % public
 - 23 % private
 - € 67 per capita
 - 0,2 % GDP
- Excluding:
 - International projects: 350 million Euro (>90% public)
 - Research: 30 million Euro (estimated)
 - Local management of parks, green tubs, etc.
- Including:
 - tax facilities: 70 million Euro
 - EU contribution: 60 million Euro

Principal allocation: a simple picture...



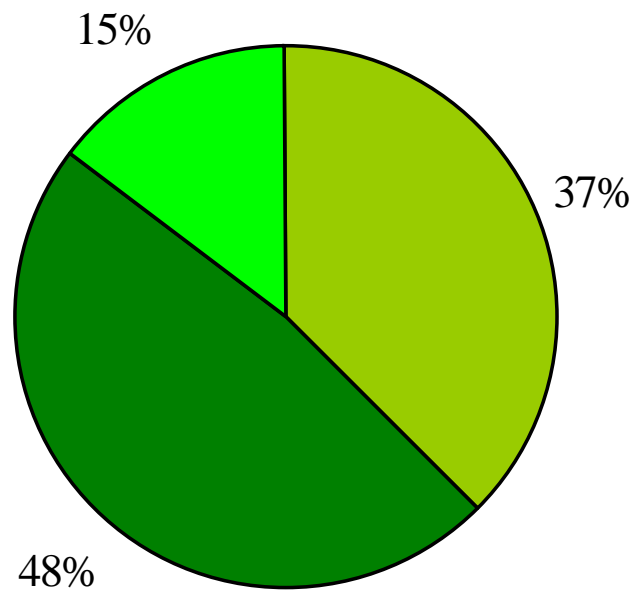
MNP, Natuurbalans 2005

...but a complicated flow chart



MNP,
Natuurbalans
2005

Example: area funded under various management schemes

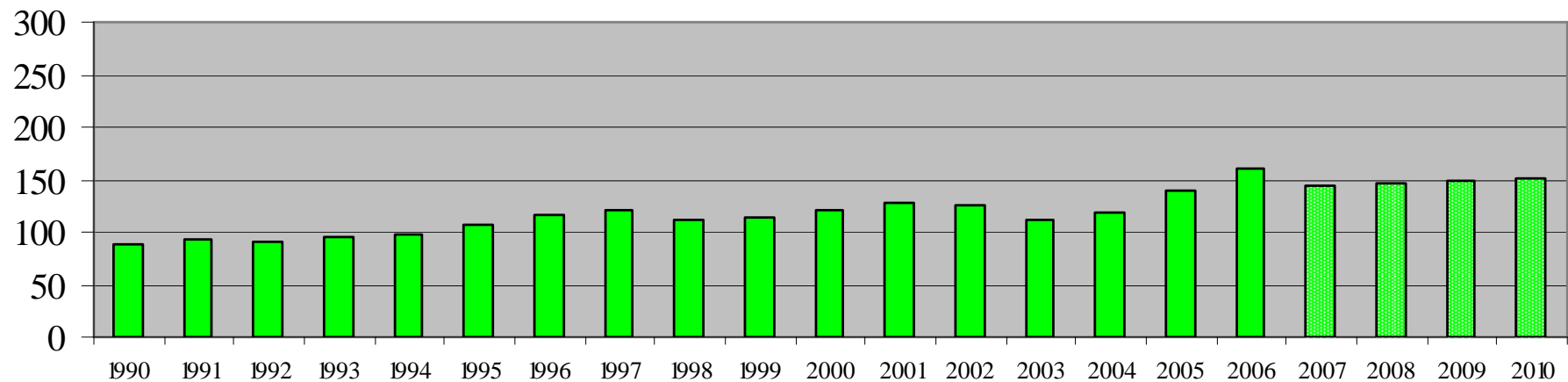


■ SBB ■ Nature management ■ Agri environment



Stability of funding 1: Nature management

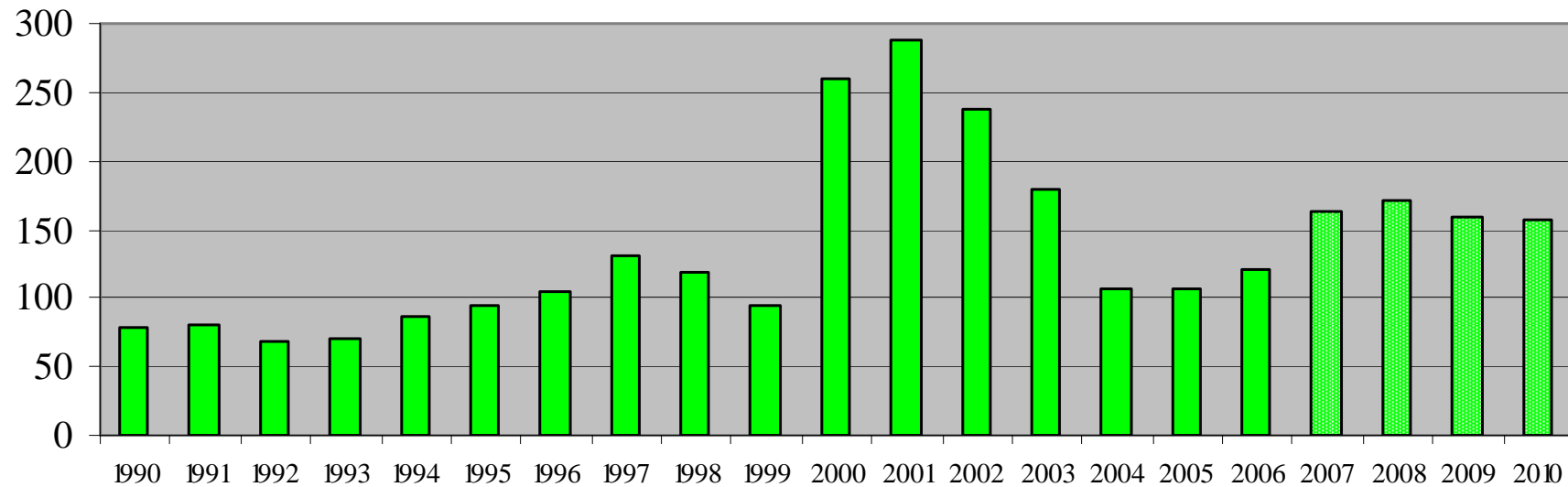
**Maintenance of the National Ecological Network (EHS):
government expenditure on nature management in the National Ecological
Network (EHS)
(mln Euro, 2005 price level)**



Gaaff & Verburg, 2007

Stability of funding 2: investment in NEN (EHS)

**Realisation of the National Ecological Network (EHS):
government expenditure on land acquisition and nature development
(mln Euro, 2005 price level)**



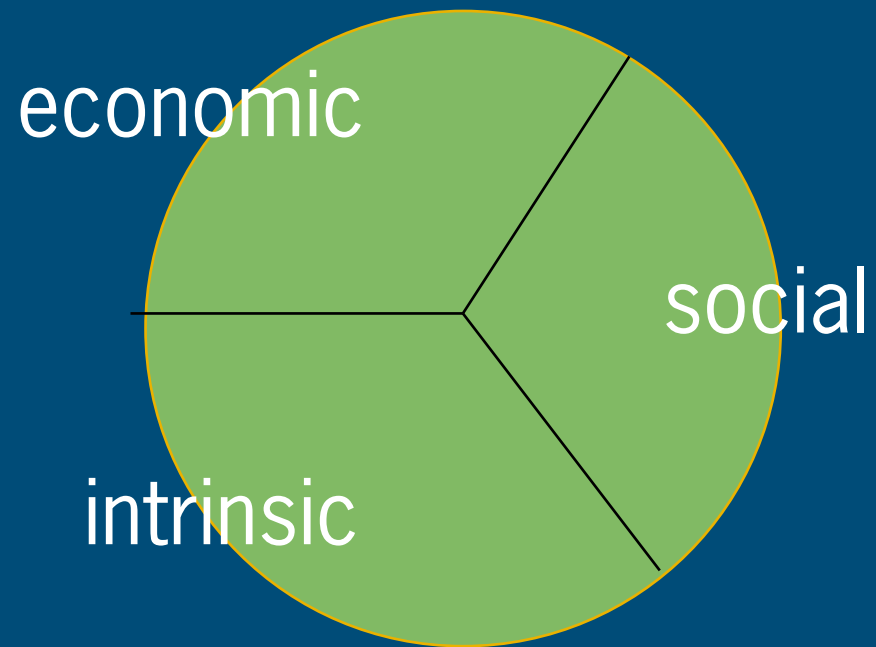
Gaaff & Verburg, 2007

Stability of funding 3: changing contexts

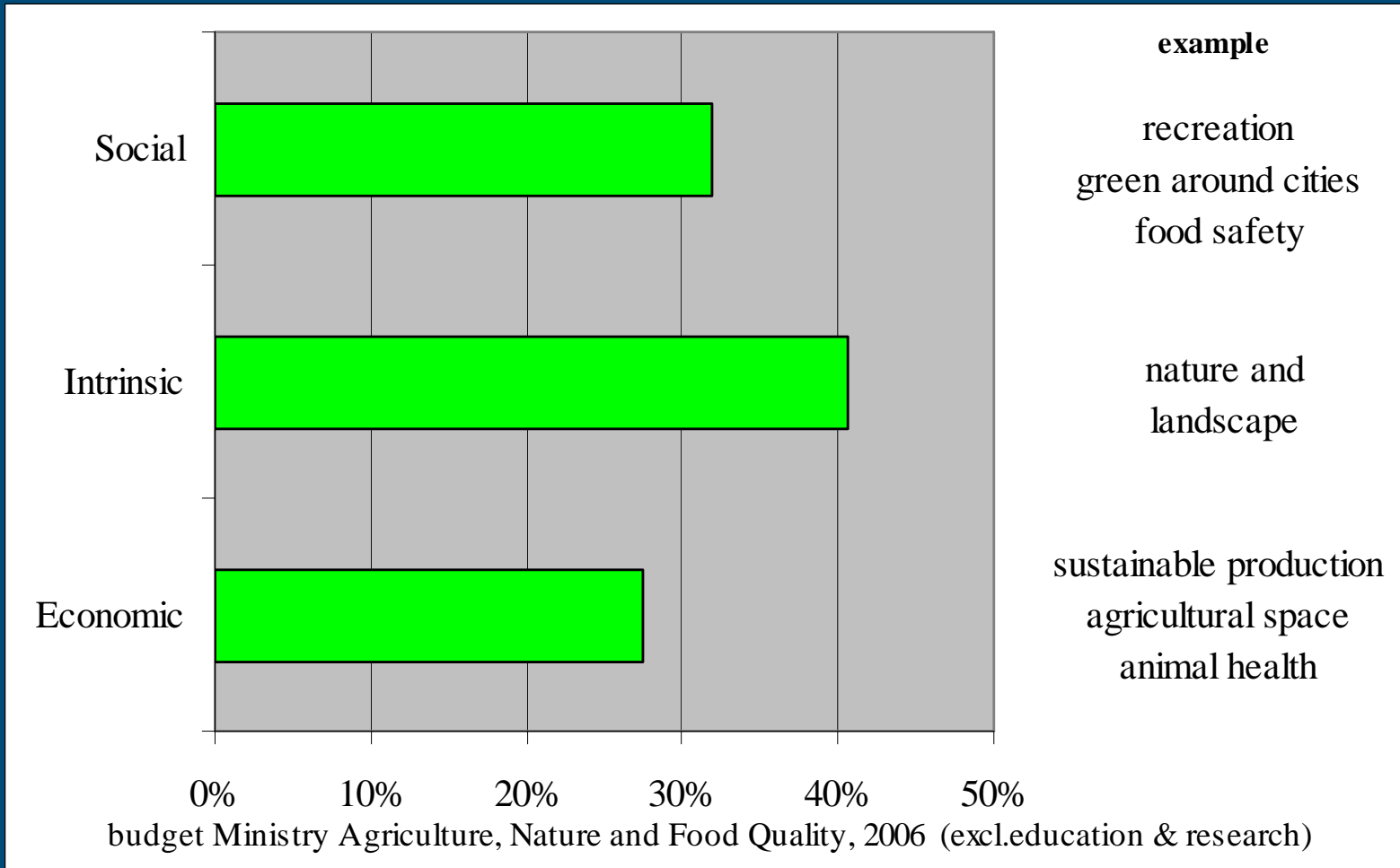
- In the long run:
 - NEN completed (2018), only management costs of nature
 - Economic position of the Netherlands ?
 - From public to private ?
 - From sectoral policy to integral, regional, policy

- Assumptions 2007:
 - Agriculture will be able to produce nature & landscape as a by-product for a long time
 - Sustainable support for public funding
 - Stability in EU regulations

Motivation for public funding



Example



Smit *et al*, in prep

Conclusions and perspectives

- So far, funding for nature (and landscape) is rather stable, at a level of approx. € 800 million public expenditure
- Various value components can be distinguished in public services and investments
- Motivation for public funding is based on all components, but relative weight may change
- Research into these motives improves insight into sustainability of nature and landscape investment and may open the way for new arrangements

Some references

- MNP (2005a), *Natuurbalans 2005*, Netherlands Environmental Assessment Agency (MNP), Bilthoven
- CBS (2007), Statline and private communication
- Gaaff, A. and R. Verburg (2007), *Indicators for the 'Convention on Biodiversity 2010'*, Werkdocument 53.11, WOT Natuur & Milieu, Wageningen
- Smit, H., A. Gaaff and A. de Blaeij (2007), *Financiering van natuur en landschap op langere termijn*, LEI, Den Haag (in prep.)

Questions

© Wageningen UR



Nature Management schemes

- Management by the State: 215,000 ha, 40 mln Euro
- Nature Management Subsidy Scheme: 275,000 ha, 35 mln Euro
- Agri Environment Subsidy Scheme: 85,000 ha, 45 mln Euro

(2005, indicative data)

